

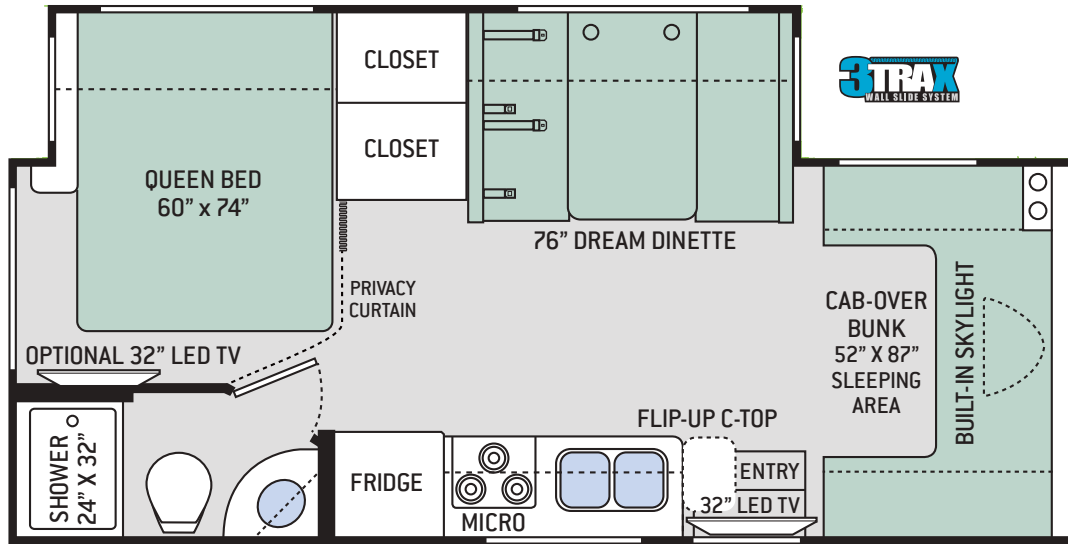


QUANTUM[®]

SPRINTER BY THOR MOTOR COACH

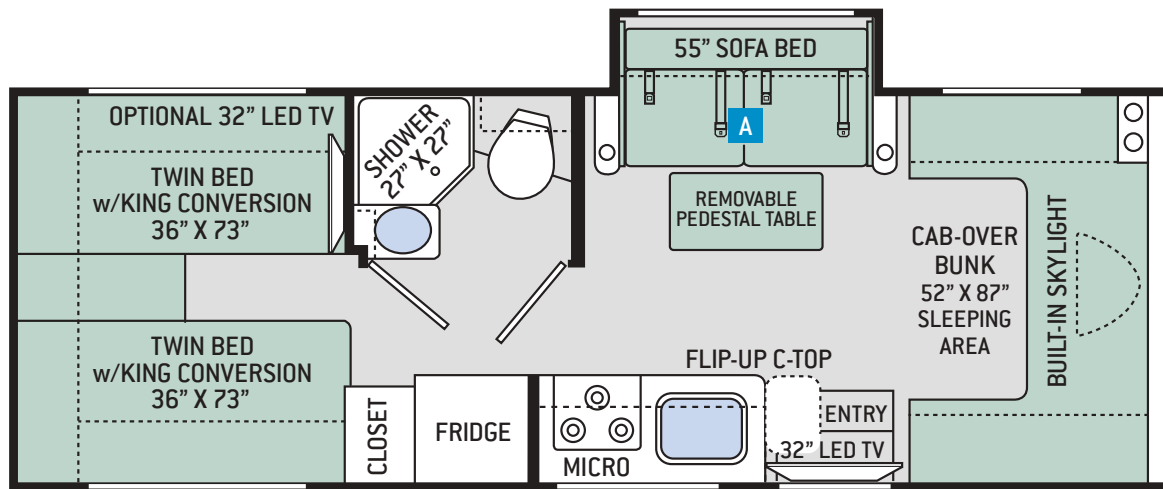
No matter how you choose to spend your time or your money, the Quantum fits your needs.

Floor Plans



EXTERIOR 32\"/>

KM24



EXTERIOR 32\"/>

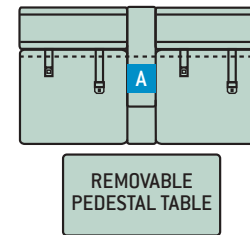
RT24

Specifications

	KM24	RT24
Chassis	Mercedes-Benz	Mercedes-Benz
Gross Vehicle (GVWR)	11,030	11,030
Gross Combined (GCWR)	15,250	15,250
Wheel Base	170.3"	170.3"
Exterior Length (w/out ladder)	24'-8"	25'-7"
Exterior Height (w/AC)	11'-10"	11'-10"
Exterior Width (w/out mirrors)	90"	90"
Interior Height	84"	84"
Awning Size	15'	11'
Fuel (gal)	26.4	26.4
LPG (lbs)	68.2	68.2
Fresh/Waste/Gray Water (gal)	30 / 24 / 38	42 / 22 / 24
Water Heater (gal)	Tankless	Tankless
Furnace (BTUs)	30,000	30,000
Ext. Storage Capacity (cu. ft.)	48.5	76.5



3TRAX™ is our in-wall slideout system, housing all the moving and mechanical parts within the sidewall of the motorhome. This triple track design supports large rooms, like those found in full-wall slideouts, ensuring simple, reliable, maintenance-free operation. What sets 3TRAX™ apart is the patented rail system, in-floor roller guides and electric motor design. For more information, visit thormotorcoach.com/3TRAX.



OPTIONAL 55\"/>

Decor



ARCTIC FROST



MIDTOWN TAUPE



REGAL ONYX



HIGH-GLOSS GLAZED MILAN CHERRY



HIGH-GLOSS GLAZED MONTEREY MAPLE



RESIDENTIAL VINYL FLOORING



KITCHEN COUNTERTOP




DINETTE COUNTERTOP




BED & BATH COUNTERTOP

Graphics



BLACK JACK



ROYAL FLUSH



HD-MAX™ is a colored fiberglass exterior, which makes chipping and road wear less noticeable. Easily buff out light scratches. Costing thousands of dollars less than existing full body paint schemes, the revolutionary and beautiful HD-MAX™ exteriors change the way motorhomes look and feel.

Features

CONSTRUCTION & EXTERIOR

- Mercedes-Benz Sprinter Diesel Chassis
- Electric Stabilizing System (KM24)
- One-Piece Fiberglass Front Cap with LED Accent Lighting
- Built-In Skylight with Electric Shade
- HD-MAX® Exterior with Graphics Package
- Lighted Rotocast Storage Compartments
- Flush Mount Radius Compartment Doors
- Power Patio Awning with Integrated LED Lighting
- Slideout Room Topper Awning(s)
- Electric Entry Step
- Roof Ladder
- Framed Slider Windows
- 5,000-lb. Trailer Hitch with 7-pin Round Connector

CONSTRUCTION & EXTERIOR OPTIONS

- Electric Stabilizing System (RT24)

AUTOMOTIVE & COCKPIT

- Touchscreen Dash Radio with Back-Up Monitor
- Deluxe Heated/Remote Exterior Mirrors
- Tilt Leather Steering Wheel with Audio Buttons to Control Dash Radio
- Windshield Privacy Curtain
- Wood Dash Applique
- Leatherette Swivel Captain's Chairs with Filler Cushions
- Cockpit Carpet Mat
- Stainless Steel Wheel Liners
- Power Windows & Door Locks
- Cruise Control
- Keyless Entry System
- Valve Stem Extenders

INTERIOR

- Rubber Tread Entry Steps with Lighted Step Well
- Residential Vinyl Flooring
- Ceiling Ducted Air Conditioning System
- LED Lighting
- Cab-Over Bunk Ladder
- Leatherette Tri-Fold Sofa & Removable Pedestal Table (RT24)
- Leatherette Dream Dinette® Booth (KM24)
- High-Gloss Glazed Cabinetry with Solid Wood Raised Panel Upper Cabinet Doors, Hidden Hinges & Nickel Finish Hardware
- Full Extension Metal Ball-Bearing Drawer Guides
- Window Privacy Roller Shades

IMPORTANT—PLEASE READ: This brochure reflects product design, fabrication, material, components and specifications at the date of printing, which date is disclosed below. **Please visit us online at ThorMotorCoach.com or consult with your selling dealership for the latest in standards, options, specification and technical information.** Photographs in the brochure may depict optional equipment or may only be available in certain floor plans. Components, appliances and the chassis may have been manufactured in a calendar year before the vehicle's designated model year. All capacities are approximate. The actual length of the vehicle may differ from that indicated in the brochure due to variances in the manufacturing processes and/or installed components. All dry weights are based on standard model features and do not include optional features or equipment. Component part and appliance manufacturers issue limited warranties covering portions of the vehicle not covered under the limited warranty we issue. Copyright Thor Motor Coach, Inc. © LV 12/01/17

INTERIOR OPTIONS

- Cab-Over Child Safety Net
- Leatherette Theater Seating & Removable Pedestal Table (RT24)
- 12-volt Attic Fan with Cover in Cab-Over Bunk
- Single Child Safety Tether in Dinette (KM24)

KITCHEN

- 6 cu. ft. Double Door Refrigerator w/Black Panel Inserts
- 3-Burner Gas Cooktop
- Convection Microwave Oven
- Flip-Up Countertop Extension
- Stainless Steel Undermount Kitchen Sink
- Solid Surface Kitchen Countertop
- Kitchen Waste Basket

BEDROOM & BATHROOM

- Denver Mattress® Queen Size Bed (KM24)
- Two (2) Twin Sofa Beds with Upholstered Covers & King Conversion (RT24)
- Bedspread & Pillow Shams
- Designer Headboard (RT24)
- Shower with Retractable Door (KM24)
- Shower with Deluxe Curved Rod & Curtain (RT24)
- Stainless Steel Sink
- Foot Flush Toilet
- 12-volt Attic Fan with Cover in Bedroom

ENTERTAINMENT

- 32" LED TV in Living Area
- 32" LED Exterior TV on Manual Swivel
- Blu-Ray DVD Player
- Digital TV Antenna
- Cable TV Ready

ENTERTAINMENT OPTIONS

- 32" LED TV in Bedroom

ELECTRICAL & PLUMBING

- Onan® RV QG 3600 LP Generator
- 30-amp Shoreline Power Cord
- 13,500 BTU Roof Front Air Conditioner
- Systems Control Center
- Exterior LP Connection
- Pre-Wired for Solar Charging
- Instant Tankless Water Heater
- Outside Shower
- Enclosed Sewer Area for Sewer Tank Valves (RT24)

ELECTRICAL & PLUMBING OPTIONS

- Onan® RV QD 3200 Diesel Generator
- 15,000 (IPO 13,500) BTU Roof Front Air Conditioner
- Holding Tanks with Heat Pads (KM24)
- Second Auxiliary House Battery



Thinking about buying a new coach? Have a question about one of our motorhomes? Trying to find a dealer near you?

Our Coach Link support team is here to help you in your purchase of a new motorhome! This dynamic team focuses directly on helping you find the answers you need to help get you behind the wheel of one of our great new motorhomes.

YOUR LOCAL THOR MOTOR COACH DEALER



Made to fit.



thormotorcoach.com/quantum-sprinter

P.O. Box 1486, Elkhart, IN 46515 Sales Department: 800.860.5658 Customer Service: 877.855.2867